

PROSPECTUS



**RAJAS  
DENTAL COLLEGE  
& HOSPITAL**

Thirurajapuram




## PREFACE

The journey of a thousand miles began with a single step of Sardar Dr. S.A. Raja - the Founder Chairman, a man of great erudition with magnanimous forethought, filled with a mission of self dedication all through his life towards the cause of the poor for their welfare in the society which blossomed into the formation of an educational empire where long back surroundings looked like a desert with people living around being under privileged with no means of livelihood. All got tilted by this lone person and transformed into a university campus filled with centres of advanced learning to impart Dental, Nursing, Pharmacy, Engineering, Agriculture and allied Sciences. This vision resulted in an outcome of graduates in every field and in each family spreading to every corner of this universe with an exhilarating future.

The Medical Institutions at Rajas open up a platform for the faculty and the students to interact with each other for academic excellence and in various social issues to emerge as a forerunner among all others under the stewardship of Prof. Dr. Jacob Raja, MDS as the Chairman of the Rajas Medical Institutions accomplishing the dream to march ahead towards the pinnacle of glory.

Finally, the time to hit the target to level one is not far. It is possible and it's always within the reach. Let one cherish the moment to reach the unreachable.







Founder Chairman  
Sardar Dr. S.A. Raja

## VISION

Ours is the culmination to visualize to create a healthier society by providing affordable health care services and to inspire the budding aspirants to reach the unreached for the betterment of the community.


## MISSION

We are committed to provide a comprehensive and quality medical education with ethical values to equip the younger generation through teaching, research and compassionate approach and to spread the fragrance of learning.

Chairman  
Prof. Dr. Jacob Raja MDS







Rajas Dental College & Hospital was established in the year 1987 and is located on the National Highways 47B at Kavalkinaru Junction in Tirunelveli District, at a distance of 20 kms from Nagercoil and Kanniyakumari. It is affiliated to the Tamil Nadu Dr. M.G.R. Medical University, Chennai and is recognized by the Dental Council of India, New Delhi.

The College is located in a spacious green environment that stretches to about 30 acres, connecting Nagercoil – Kanniyakumari – Trivandrum and Tuticorin. The college has completed 31 glorious years to fly high as the best Institution in Dental Education. It is one of the foremost in the national scenario with a simulating mirror image of the Parliament of India with an architectural beauty overlooking the Western Ghats. The college has well equipped state of the art specialities like Periodontics & Implantology, Conservative Dentistry and Endodontics, Prosthodontics – Crown and Bridge, Oral and Maxillofacial Surgery, Orthodontics and Dentofacial Orthopaedics, Oral Medicine and Radiology, Oral Pathology, Paedodontics and Community Dentistry.

In addition to the above, there are other amenities like Blood Bank, Implant Clinic, Tobacco Cessation Clinic and round the clock medical outpatients service.

The college offers 100 seats for the BDS and 15 seats for the Post Graduate MDS Degree Programmes in various specialities. The academic programme as chartered in the student's Hand book has been structured well to aim at total moulding of the students in all spheres of life in curricular and co-curricular activities.

There exist a well established Gymnasium, an Indoor Stadium for Badminton and Table Tennis, Outdoor Basket Ball Court, Cricket Academy and Football Playground. Yoga and silambattam are also being taught to the students by experts in the field.





Separate hostels for girls and boys are available of which girls' hostel is within the campus and boys' hostel is right opposite the College. Delicious food to their requirement is prepared in our centralised kitchen and served hot.

Freshers are given accommodation in separate blocks in the college hostels. The College timings are from 8.30 am to 4.00 pm with tea and lunch break.

We are proud to acknowledge that more than 2500 Graduates and about 80 Post Graduates have so far successfully come out of the portals of this college with their Graduate and Post Graduate Degrees. Most of them are well placed in India and abroad - an appreciable number of them are working in United States of America, England, New Zealand, Australia, Ireland and in Gulf. Many others are working as in different Dental Colleges in India after their Post Graduation, and also a good number of them have established their own sophisticated Dental clinics. It is a proud moment for the students to be recognised as RDCians.

The campus is culturally diverse with students from Tamil Nadu, Kerala and other parts of the country.

### **BACHELOR OF DENTAL SURGERY (BDS):**

BDS is a 5 year Degree Programme which comprises 4 year academic education and one year compulsory Rotatory Internship.

### **MASTER OF DENTAL SURGERY (MDS):**

This institution offers the following 7 Post Graduate Programmes of 3 year duration.

#### **Eligibility for Admission:**

BDS Degree Recognised by the DCI and internship completed on or before 30th April of the year of admission and NEET qualified.

- Periodontics
- Conservative Dentistry & Endodontics
- Prosthodontics – Crown & Bridge
- Oral & Maxillofacial Surgery
- Orthodontics & Dentofacial Orthopaedics
- Oral Medicine & Dental Radiology
- Oral And Maxillofacial Pathology





### Ph.D PROGRAMME:

Ph.D Programme in Prosthodontics and Conservative Dentistry has begun from the academic year 2017-18 marking yet another milestone.

### ADMISSION TO THE BACHELOR OF DENTAL SURGERY (BDS) COURSE:

No candidate shall be allowed to be admitted to the Dental Curriculum of Bachelor of Dental Surgery until he/she completes 17 years of age on or before 31- December of the year of admission to the BDS course.

He/She should have passed the qualifying examination as given below.

### NEET EXAMINATION :

According to the instructions from the government, all the aspiring candidates for the Dental courses have to appear for the National Entrance and Eligibility Test (NEET) and get qualified.

### PROCEDURE FOR SELECTION :

All the candidates including those from NRI quota have also to get qualified in the NEET examination. Besides, the candidates must have passed the qualifying examination with Physics, Chemistry, Biology and English individually and must have obtained a minimum of 50% marks taken together in Physics, Chemistry and Biology at the qualifying examination. With regard to candidates from Scheduled Castes and Scheduled Tribes, aggregate of the marks in the qualifying examination must be 40 %. The admissions are made as per the norms of the Dental Council of India and The Tamil Nadu Dr. MGR Medical University.

The course shall commence in the month of September every year. The Chief Financial Officer Thiru. M. Bertail, is the Admission Officer. His Mobile No. is 9447415098 / 04637 – 231385. College Helpline No. is 9500736406.

Application for admission to the BDS / MDS programmes can be obtained by writing to the Principal, Rajas Dental College & Hospital, Kavalkinaru Junction, Tirunelveli District. The application fee is Rs.1000/- . **College fees as structured by the Govt. of Tamilnadu**

## DEPARTMENTS :

### I YEAR BDS :

#### ANATOMY :

The Department boasts of an excellent museum with life sized model of embryo and adult with lots of specimen. The Department has a number of histology slides to enhance the students' depth of knowledge in microscopic anatomy. The Department has a spacious dissection hall, demonstration hall and histology laboratory which are the highlights of the Department. Complete knowledge of General Human Anatomy is inculcated to the students with special emphasis on head and neck by means of cadaver dissection and a detailed study of hard and soft tissues of the human body.

#### PHYSIOLOGY AND BIO-CHEMISTRY:

Physiology is concerned with specific mechanisms of Human body that make it a living being. The Department is well equipped with lab facilities for both clinical and hematological experiments which provide immense basic knowledge for clinical subjects. This understanding enables students to correlate between pathology of a disease and treatment.


Bio-Chemistry addresses the functioning of normal and diseased organisms from a bio-chemical point of view. The Department creates a strong base for the students to understand the role of bio-molecules (macro and micro molecules) in normal growth, development, metabolic and physiological functions of various organs including liver, kidney, teeth etc.

The Department provides strong knowledge about the causes, symptoms, epidemiology, diagnosis, prevention and treatment of various diseases.

The Department is actively involved in basic and clinical research activities with its research expertise and experience.

#### ORAL HISTOLOGY :

Oral cavity is the mirror of the body. In the first year of undergraduate program, the students are made familiar with the various oral structures, their microscopic features and functions. Practical hours involve carving of tooth anatomy and identification of oral structure and morphology. This program creates a good platform for students' clinical training.







## II YEAR BDS :

### PHARMACOLOGY :

Pharmacology is the science that deals with the action of the drug on human body and animals. The Department imparts practical and clinical knowledge to students for choosing and using drugs, in order to achieve improved therapeutics. The Department also undertakes various animal studies that can be extrapolated in the clinical setting helping in the advancement of medical therapeutics.

### GENERAL PATHOLOGY AND MICROBIOLOGY:

General Pathology is the branch of medicine treating the essential nature of disease especially of the changes in body tissues and organs caused by illness. Integrated teaching and interactive discussions make the students take active participation in the teaching learning programme.

Medical microbiology is the study of microbes (Bacteria, Fungi, Viruses and Parasites) that infect humans, the diseases they cause and their diagnosis, prevention and treatment. It also deals with the response of human host to microbial agents and their antigens.

The well qualified medical microbiologists in the department teach the dental students all the above and make them well aware of the acid fast organisms and differentiate the microbes. The department is well equipped with monocular and binocular microscopes. The students become well-versed with different bacteria, fungi, viruses and parasites which are taught to them.



## III YEAR BDS:

### GENERAL MEDICINE :

The majority of medically compromised patients need good oral health; hence a working knowledge of the multitude of conditions is essential for dental professionals. The curriculum during the III year of BDS include straining in general medicine. The students acquire knowledge and skills by clinical exposure in cardiovascular, respiratory, neurological, endocrinal, metabolic, renal diseases and blood disorders.





## GENERAL SURGERY :

Here students are familiarized with principles of general surgery and common surgical procedures. Evaluation of patients for general anesthetic techniques and management of emergencies along with intravenous sedation are taught.

## TIE-UP ARRANGEMENTS:

In addition to the full-fledged facility annexed to this Dental College (viz) Sardar Raja Mission Hospital, a tie-up arrangement with the nearby Government Hospital, Bhoothapandi in Kanniyakumari District has been made to provide additional clinical exposure to the III year students.

## ORAL PATHOLOGY & MICROBIOLOGY:

"As is your oral pathology, is your clinical dental practice". The oral pathology and microbiology department equips the undergraduates and postgraduates with better diagnostic skills, through a periodic programme called "clinical skills development program" conducted in the department. Archival tissues, slides and models in the museum help the students get a better insight in the field of oral pathology. The undergraduates and post graduate students are motivated to do original research with the well equipped facility in the oral pathology department. The students of our Department bring great laurels to the Institute in various scientific forums held at inter-collegiate and at national level.



## IV YEAR BDS :

### ORAL MEDICINE AND MAXILLOFACIAL RADIOLOGY :

The other face of Oral Medicine is diagnosis with imaging i.e. Oral Radiology. The Radiology department is well equipped in both





conventional and digital modalities like, intra oral periapical radiography, radiovisiography, ortho pantamograms and other extra oral imaging modalities. The introduction of CBCT (Cone Beam Computed Tomography) for the very first time in south Tamil Nadu is our landmark technology. This is the state of the art modality that yields the highest three dimensional imaging of maxillofacial structures and crucial tool for implant planning.

In tune with the wise adage that prevention is the best cure, our department has a fully functional tobacco cessation clinic (TCC), where the students are to identify early potentially malignant lesions, counsel patients against the ill effects of tobacco and medically manage them. This department bridges the varying facets of dentistry and trains the novice dental students in all spheres of diagnosis and treatment planning.



### **PERIODONTICS AND IMPLANTOLOGY:**

Periodontics deals with prevention and treatment of diseases of supporting tissues of teeth.

The department has separate undergraduate sections equipped with all modern dental equipments. Advanced surgical equipments like piezosurgery unit and microsurgery unit are available in the department.

Undergraduate students are trained with skills to render preventive care of non-surgical periodontal procedures and are introduced to advanced surgical periodontal procedures by observation.







The one of a kind, Implantrain programme moulds the interns in the field of basic implantology that culminates with the successfully placing implants on patients.

### **ORTHODONTICS AND DENTOFACIAL :**

Orthodontics is all about correction of mal-aligned teeth (ie) unaesthetic arrangement of teeth by means of different types of appliances. The department trains students in history taking, methodological examination of the patient, various procedures and management of dentofacial deformities. Students fabricate orthodontic appliances for the correction of malocclusion by conducting intricate wire bending procedures.

The department imparts orthodontic treatment to a large percentage of the local population and to the students of our institutions through the latest fixed orthodontic techniques. The department caters to Hair lip and Cleft palate rehabilitation by multi disciplinary approach. Orthognathic surgeries, distraction osteogenesis, implants and lingual orthodontics are some of the special interests of the department. The department regularly conducts extensive hand on course and continuous dental education programmes pertaining to the latest in the speciality.

### **CONSERVATIVE DENTISTRY :**

The students are trained to have complete knowledge of aetiology, pathophysiology, diagnosis and management of dental caries, trauma, restorative and endodontic procedures. Students use advanced materials like composites, glass ionomers, varnishes and sealants, dentin bonding and light cure system.

The department trains the students in endodontic procedures using advanced technologies like apex locators, radiovisiography and latest root canal obturation methods. Pre-clinical training comprising simulated working on phantom heads is given to instill confidence for perfect restorative and endodontic procedures.







### **PROSTHODONTICS:**

Prosthodontics is all about aesthetic replacement of lost teeth and facial structures. Students are trained on complete denture, cast partial denture, crown and bridge work and implant supported prosthesis through didactic and clinical learning. They undergo extensive training using state of the art modern equipments and materials of international standards to enhance their skills. They also get exposure in basic laboratory operations of the metal / ceramic lab.

### **ORAL AND MAXILLOFACIAL SURGERY:**

Students are trained on extraction of teeth, local anaesthetic techniques, basic emergency training, management of medically compromised patients and complications that can occur during surgical procedures in the dental clinic. They are also trained to perform other



minor oral surgical procedures under supervision, and are given a basic idea of different major oral and maxillofacial procedures like cyst enucleation, alveoloplasty, fracture reduction. Emphasis is laid on achieving aseptic conditions using state of the art sterilization techniques.

### **PEDODONTICS:**

Pediatric Dentistry is an age-defined speciality that provides comprehensive preventive and therapeutic oral health care for infants and children through adolescence, including those with special health care needs. Students are trained in aspects of child psychology, behavior management, preventive dentistry, interceptive orthodontics, management of decayed teeth and traumatic injuries. They are trained in radiology pertaining to children, dental health education and school dental health programme. Students are also given special training for providing dental health care needs for differently abled children.





## **PUBLIC HEALTH DENTISTRY:**

The department disseminates knowledge of health and oral health training in relation to preventive, nutritive and environmental aspects of oral health to tackle public health problems. Various educative, curative and preventive programmes are being carried out through village and school adoption. The department extends clinical coverage to nearby rural areas with the help of an airconditioned mobile dental clinic, established satellite centres and collaborated primary health centers. Special focus is given to scientific research activities and training related to research methodology and biostatistics. A special unit for tobacco cessation is functioning to encourage the population to quit the habit.

## **SATELLITE CLINIC:**

Two rural and one urban facilities are also attached to this Dental College.

## **ATTENDANCE :**

80% attendance is mandatory to appear for the university exam. No medical leave will be entertained.

## **EXAMINATION:**

University exams are held twice a year, one in the month of August and another in February. We have two internal evaluations, ten monthly tests, and a model exam before the university exam in one academic year.

The pattern of exam as per the regulations of the Tamil Nadu Dr. M.G.R. Medical University includes structured objective questions as part of the question paper in internal assessment tests either in brief answer or very short answer category which will come into operation beginning 2017-18.

Students should secure a minimum of 50% marks in both theory and practicals for a pass. High scorers are awarded with gold medals.

## **COMPULSORY ROTATORY INTERNSHIP (CRI)**

Compulsory Rotatory Internship is for one year. Students are subjected to evaluate their knowledge gained so far through monthly test by MCQ examination.

With a view to inculcating community service, the first and the second year BDS students are made to actively participate in the NSS programme. So behavioral science and bioethics which have been included in the DCI regulation will be taught from the academic year 2017-18 onwards.







### **ADVANCING FRONTIER :**

e-governance for paperless administration has come into being.

Recognition by NAAC is also on the anvil.

Tie-up with LINCOLN UNIVERSITY of Malaysia has resulted in a faculty-student exchange program for which an MOU has already been signed.

We have also taken up Research Collaboration with Kalasalingam University, Srivilliputhur, Nellai Cancer Centre, Inbiotics, Biogenix Research Centre, Thiruvananthapuram.

### **CONFERENCE HALL AND AUDITORIUM:**

The College has a spacious, fully air-conditioned Auditorium that can accommodate 1000 persons. Regular college level workshops and seminars besides national and international conferences are conducted in the college for the students and faculties. Students regularly attend inter-collegiate competitions and win prizes.



We are keen to enforce ethics, discipline and professionalism along with academic progress.

### **FACULTY :**

The Faculty in the College are eminent and well experienced.

### **TRANSPORT :**

Students are provided with bus facility covering most of the towns in Kanyakumari and Tirunelveli Districts.

This facility extends up to Kaliyakkavilai which is the border between Tamil Nadu and Kerala.

### **CLASS ROOMS:**

We have spacious air-conditioned class rooms with audio visuals units.

### **LIBRARY:**

Our Central Library stands updated with books and journals of national and international level with e-library facilities.





The Journal Section of the PG Library is well furnished with A/c and other necessities.

### **DRESS CODE :**

We strictly adhere to the dress code in the campus. The first and second year girls are required to wear white salwar and maroon kameez with white dupatta. Tight churidars and leggings are not permitted. The boys have to wear black pants, half sleeve shirt, with shirt tucked in and black shoes. The third and fourth year students are to wear maroon scrubs. No Jeans and tight pants are permitted. The girl students have to put their hair up. White lab hospital coat with college emblem will be provided by the College. Bangles, finger rings and flowers are not permitted. The Interns have to wear blue scrubs and PG students must wear light green scrub.

### **ANTI-RAGGING COMMITTEE :**

Ragging of any sort is strictly prohibited in the campus. If anybody is found indulging in ragging, he/she will be subjected to severe disciplinary action. Freshers can report any incident of ragging to the anti-ragging committee. Their helplines are :

Dr. I. Packiaraj, MDS, Director - 9443173903

Dr. Antony Selvi, M.Sc.Ph.D,  
Vice Principal (Academic) & Co-Convenor - 9442360859

On the day of admission, the students and parents are to sign the anti-ragging affidavit which is transmitted online to the DCI website. Punishments for the various types of ragging are notified in the college. Any indisciplinary behavior will be taken up by the disciplinary committee and enquiry will be conducted and the guilty will be punished.

The campus is a strict non-smoking zone. Alcohol and drugs are prohibited.

Each and every leaf of this brochure is filled with enormous information and gives an overall view about this Dental college. This temple of learning facing the Western ghats surrounded by greenery all around with abundant breeze, filled with ozone, splendidly to inhale is a fitting place for learning in a serene atmosphere, to see dreams come true and to mould the students with a sparkling calibre.

**Welcome you all to RAJAS**







# RAJAS DENTAL COLLEGE & HOSPITAL

Thirurajapuram, Kavalkinaru Junction - 627 105.  
Tirunelveli District, Tamil Nadu.

Phone No: 04637-231905/231367  
Fax: 04637-231905, Helpline : 8903939333  
E.mail: [info@rajasdentalcollege.com](mailto:info@rajasdentalcollege.com)

